



**ODISHA STAFF SELECTION COMMISSION**

Unit – II, Bhubaneswar – 751009

**No.IIE-63/2024/1575/OSSC;**

**Date:24.03.2025**

**Subject: Provisional Model Answer Key of Preliminary Examination of LTR Teachers-2024. (Advt. No.4231/OSSC Dt.22.10.2024)**

It is for information of the candidates who appeared the **Preliminary Examination of Leave Training Reserve (LTR) Teachers-2024** held through OMR sheet on 23.03.2025 (Advertisement No. 4231/OSSC dated 22.10.2024) that the provisional answer key is made available on the Commission's website "[www.osscc.gov.in](http://www.osscc.gov.in)" in their Individual Login-Id.

The candidates intending to raise objection(s), if any, on the said provisional Answer key may register objection(s) in online mode by using their user credential **by dt. 27.03.2025** positively. Objections received beyond the stipulated date will not be considered. Candidates are advised to refer to the "**User Manual**" attached below.

*By order of the Commission*

*ds*  
*24.03.2025*  
*Secretary*

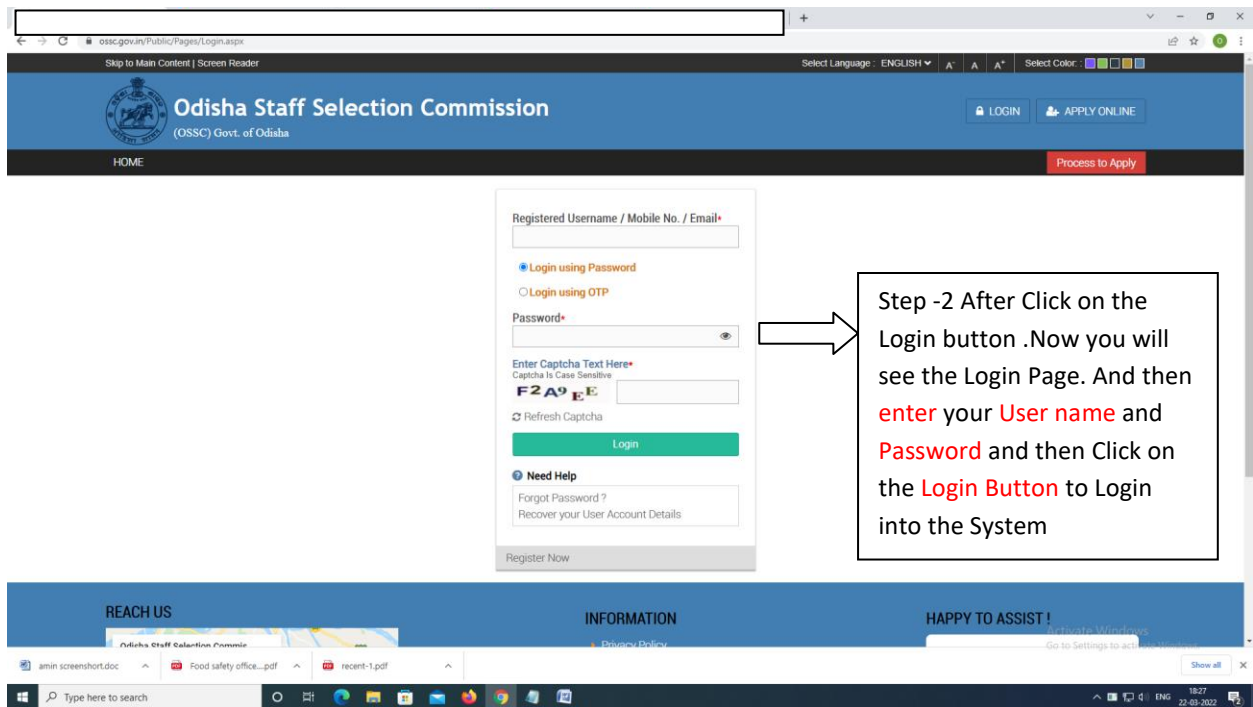
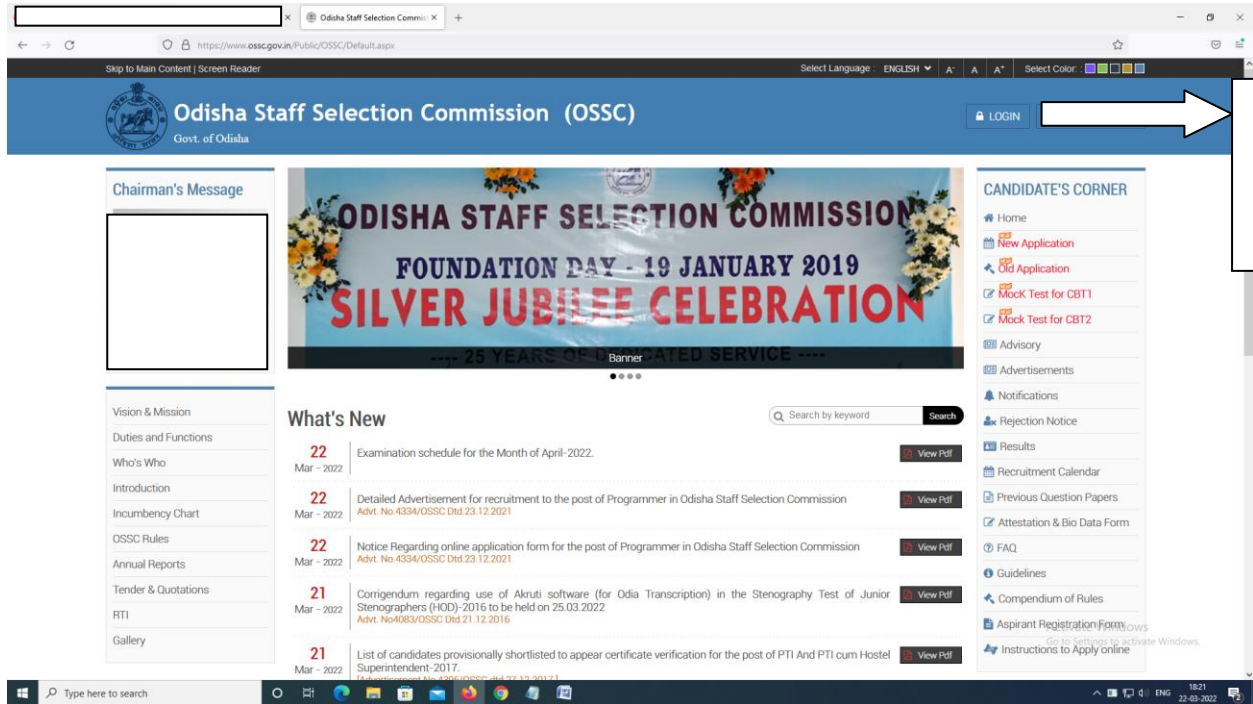
**Memo No. 1576 / OSSC**

**Date: 24.03.2025**

Copy forwarded to the IRMS Team for information and necessary action. It is requested to attach the User Manual and do the needful.

*ds*  
*24.03.2025*  
*Secretary*

# Answer Key User manual



**N.B-** If you're unable to get your user Name and password then click on Login Using OTP Button to Login to the system

# Answer Key User manual

The screenshot shows the Odisha Staff Selection Commission (OSSC) login page. The header includes the OSSC logo, the text "Odisha Staff Selection Commission (OSSC) Govt. of Odisha", and navigation links for "LOGIN" and "APPLY ONLINE". A "Process to Apply" button is visible in the top right. The main content area features a login form with the following elements:

- A text input field for "Registered Username / Mobile No. / Email".
- Two radio buttons: "Login using Password" (unselected) and "Login using OTP" (selected).
- A "Enter Captcha Text Here" field with a captcha image showing "E2 SNR3".
- A "Refresh Captcha" link.
- A green "Generate OTP" button.
- A "Need Help" section with links for "Forgot Password?" and "Recover your User Account Details".
- A "Register Now" link at the bottom.

An arrow points from the "Registered Username / Mobile No. / Email" field to a text box on the right that reads: "(After entering the mobile no click on **login using otp** option below to generate otp and login to the system)".

This screenshot shows the same Odisha Staff Selection Commission login page, but at a later stage in the process. The form now includes:

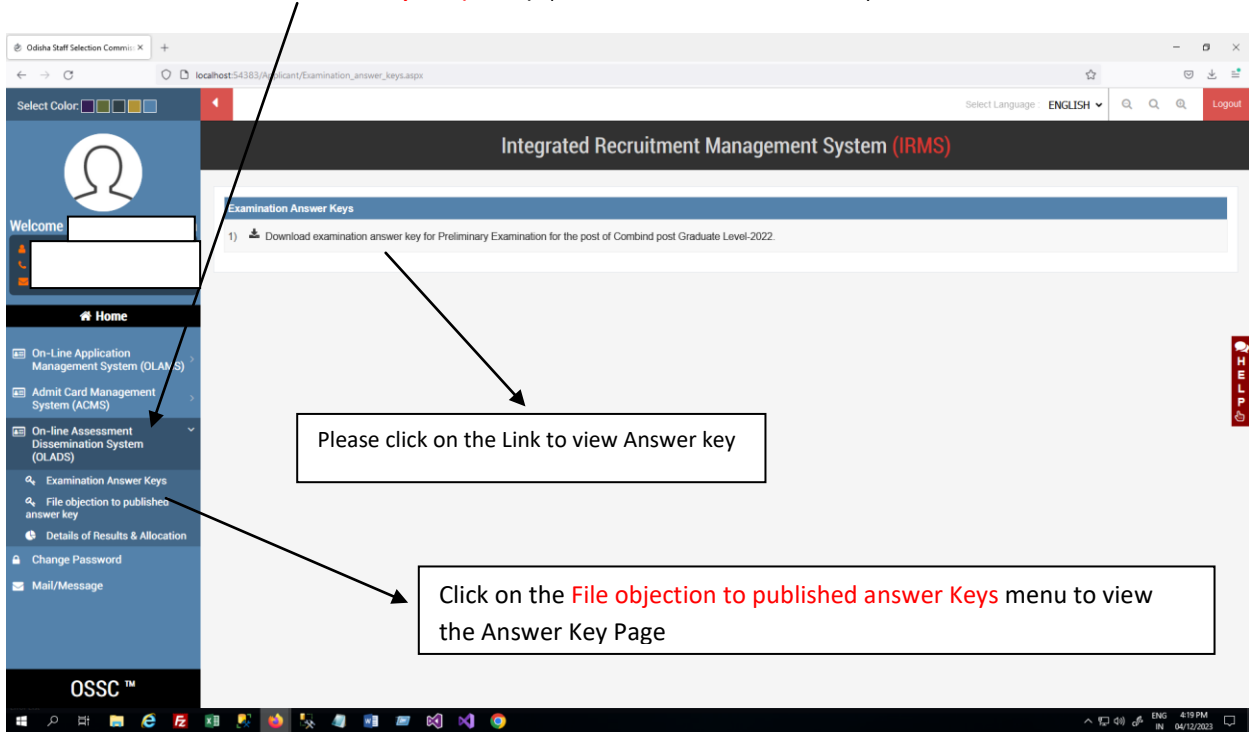
- The "Registered Username / Mobile No. / Email" field.
- The "Login using OTP" radio button is selected.
- An "OTP sent to" field with a dropdown menu.
- An "Enter OTP" field with a text input and a toggle for visibility.
- The "Enter Captcha Text Here" field with a new captcha image showing "QHY5 SM".
- A "Refresh Captcha" link.
- A green "Login" button.
- The "Need Help" section remains.

An arrow points from the "Login" button to a text box on the right that reads: "Enter the OTP Click on Login Button".

# Answer Key User manual

N.B-Now you will be able to view your Welcome Page Like above Mention Image .

click on **On-line Assessment Dissemination System (OLADS)** option to view the Revised Answer key



After Click on **File objection to published answer Keys** candidates will be able to view the page

