



Print

TCSiON CAE

Notations :

- Options shown in **green** color and with  icon are correct.
- Options shown in **red** color and with  icon are incorrect.

Question Paper Name :	PC22142 CONCERNED SUBJECT TPBO2214
Subject Name :	PC22142 CONCERNED SUBJECT TPBO2214
Actual Answer Key :	Yes
Calculator :	None
Magnifying Glass Required? :	No
Ruler Required? :	No
Eraser Required? :	No
Scratch Pad Required? :	No
Rough Sketch/Notepad Required? :	No
Protractor Required? :	No
Show Watermark on Console? :	Yes
Highlighter :	No
Auto Save on Console?	Yes
Change Font Color :	No
Change Background Color :	No
Change Theme :	No
Help Button :	No
Show Reports :	No
Show Progress Bar :	No
Is this Group for Examiner? :	No
Examiner permission :	Cant View
Show Progress Bar? :	No

CONCERNED SUBJECT

Section type :	Online
Enable Mark as Answered Mark for Review and Clear Response :	Yes
Maximum Instruction Time :	0
Is Section Default? :	null

Question Number : 1 Question Id : 630680265911 Is Question Mandatory : No Calculator : None Response Time : N.A Think Time : N.A Minimum Instruction Time : 0

Correct Marks : 1

The length of a line measured with a 20 metre chain was found to be 400 metre. Calculate the true length of the line if the chain was 10 cm too short.

Options :





-  402 metre
-  398 metre
-  396 metre
-  392 metre

Question Number : 2 Question Id : 630680265912 Is Question Mandatory : No Calculator : None Response Time : N.A Think Time : N.A Minimum Instruction Time : 0

Correct Marks : 1

_____ is the main and longest line from which all measurement to demonstrate details of the work are taken.

Options :

-  Tie line
-  Chain line
-  Base line
-  Check line

Question Number : 3 Question Id : 630680265913 Is Question Mandatory : No Calculator : None Response Time : N.A Think Time : N.A Minimum Instruction Time : 0

Correct Marks : 1

X is the obstacle to chaining but not ranging. Which of the following CANNOT be X?

Options :

- Ponds
- Lakes
- Marshy land
- Hill

Question Number : 4 Question Id : 630680265914 Is Question Mandatory : No Calculator : None Response Time : N.A Think Time : N.A Minimum Instruction Time : 0

Correct Marks : 1

Which of the following is obstacle to both chaining and ranging?

Options :

- Ponds
- Lakes
- Building
- Hill

Question Number : 5 Question Id : 630680265915 Is Question Mandatory : No Calculator : None Response Time : N.A Think Time : N.A Minimum Instruction Time : 0

Correct Marks : 1

_____ of a line is the horizontal angle which it makes with any arbitrary meridian passing through one of the extremities.

Options :

- True bearing
- Arbitrary bearing
- Magnetic bearing
- Whole circle bearing

Question Number : 6 Question Id : 630680265916 Is Question Mandatory : No Calculator : None Response Time : N.A Think Time : N.A Minimum Instruction Time : 0

Correct Marks : 1

If the whole circle bearing is 262° its reduced bearing is _____.

Options :

- $S82^\circ W$
- $N82^\circ W$
- $N8^\circ W$
- $S8^\circ W$

Question Number : 7 Question Id : 630680265917 Is Question Mandatory : No Calculator : None Response Time : N.A Think Time : N.A Minimum Instruction Time : 0

Correct Marks : 1

Which of the following statement is correct?

- I. Least count for prismatic compass is 30 seconds.
- II. Least count for surveyor compass is 15 minutes.

Options :

- Only I
- Only II
- Both I and II
- Neither I nor II

Question Number : 8 Question Id : 630680265918 Is Question Mandatory : No Calculator : None Response Time : N.A Think Time : N.A Minimum Instruction Time : 0

Correct Marks : 1

Which of the following statement is correct?

- I. Main principle of surveying is work from whole to the part.
- II. Check line is a line which joins subsidiary or tie station on the main line.
- III. Hill is obstacle to chaining but not ranging.

Options :

- ✓ Only I
- ✗ Only II
- ✗ Only III
- ✗ I, II and III

Question Number : 9 Question Id : 630680265919 Is Question Mandatory : No Calculator : None Response Time : N.A Think Time : N.A Minimum Instruction Time : 0

Correct Marks : 1

Match the following with given whole circle bearing with reduced bearing.

	Whole circle bearing		Reduced bearing
I	282°	1	S18°E
II	162°	2	N78°W
III	82°	3	N82°E

Options :

- ✓ I-2, II-1, III-3
- ✗ I-3, II-2, III-1
- ✗ I-2, II-3, III-1
- ✗ I-3, II-1, III-2

Question Number : 10 Question Id : 630680265920 Is Question Mandatory : No Calculator : None Response Time : N.A Think Time : N.A Minimum Instruction Time : 0

Correct Marks : 1

Which of the following is correct pair of reduced bearing and whole circle bearing?

- I. N αE : 0° and 90°
- II. S βE : 90° and 180°
- III. S θW : 270° and 360°

Options :

- ✓ Only I and II
- ✗ Only II and III
- ✗ Only I and III
- ✗ I, II and III

Question Number : 11 Question Id : 630680265921 Is Question Mandatory : No Calculator : None Response Time : N.A Think Time : N.A Minimum Instruction Time : 0

Correct Marks : 1

Arrange the following scales given below in increasing order.

- I. $\frac{1}{2500}$
- II. $\frac{1}{25000}$
- III. 1 cm equals to 40 km
- IV. 1 cm equal to 50 km

Options :

- ✓ IV, III, II, I
- ✗ II, III, IV, I
- ✗ I, II, III, IV
- ✗ IV, II, I, III

Question Number : 12 Question Id : 630680265922 Is Question Mandatory : No Calculator : None Response Time : N.A Think Time : N.A Minimum Instruction Time : 0

Correct Marks : 1

_____ are imaginary lines joining the points of the same height.

Options :

- Base line
- Check line
- Contour line
- Tie line

Question Number : 13 Question Id : 630680265923 Is Question Mandatory : No Calculator : None Response Time : N.A Think Time : N.A Minimum Instruction Time : 0

Correct Marks : 1

Which of the following is NOT the method of interpolation of contours?

Options :

- By estimation
- By arithmetic calculation
- By tacheometric method
- By graphical method

Question Number : 14 Question Id : 630680265924 Is Question Mandatory : No Calculator : None Response Time : N.A Think Time : N.A Minimum Instruction Time : 0

Correct Marks : 1

_____ is a traditional method of surveying that involves measuring distances between points on the ground using a chain or tape measure.

Options :

- Plane table surveying
- Chain surveying
- Theodolite surveying
- Total station surveying

Question Number : 15 Question Id : 630680265925 Is Question Mandatory : No Calculator : None Response Time : N.A Think Time : N.A Minimum Instruction Time : 0

Correct Marks : 1

_____ the observations are made to those points which will subsequently be used as instrument stations.

Options :

- Radiation
- Traversing
- Intersection
- Resection

Question Number : 16 Question Id : 630680265926 Is Question Mandatory : No Calculator : None Response Time : N.A Think Time : N.A Minimum Instruction Time : 0

Correct Marks : 1

Which of the following is the principle of plane table survey?

Options :

- Radiation
- Ranging
- Parallelism
- Triangulation

Question Number : 17 Question Id : 630680265927 Is Question Mandatory : No Calculator : None Response Time : N.A Think Time : N.A Minimum Instruction Time : 0

Correct Marks : 1

_____ is a method of plane table surveying in which the location of a plane table is unknown.

Options :

- Radiation
- Resection
- Intersection
- Traversing

Question Number : 18 Question Id : 630680265928 Is Question Mandatory : No Calculator : None Response Time : N.A Think Time : N.A Minimum Instruction Time : 0

Correct Marks : 1

Which of the following statement is correct?

- I. Contour is an imaginary line on the ground joining the points of equal elevation.
 II. Vertical distance between any two consecutive contours is called contour elevation.

Options :

- Only I
 Only II
 Both I and II
 Neither I nor II

Question Number : 19 Question Id : 630680265929 Is Question Mandatory : No Calculator : None Response Time : N.A Think Time : N.A Minimum Instruction Time : 0

Correct Marks : 1

Which of the following statement is correct?

- I. City surveys are made in connection with the construction of streets, water supply systems, sewers and other works.
 II. Topographical survey are made incident to the fixing of property lines, calculation of land area, on the transfer of land property from one owner to another.

Options :

- Only I
 Only II
 Both I and II
 Neither I nor II

Question Number : 20 Question Id : 630680265930 Is Question Mandatory : No Calculator : None Response Time : N.A Think Time : N.A Minimum Instruction Time : 0

Correct Marks : 1

Which of the following statement is correct?

- I. Contour gradient is a line lying throughout on the surface of the ground and preserving a constant inclination to the horizontal.
 II. Contour lines of different elevations can unite to form one line only in the case of a vertical cliff.
 III. Contour line cross a watershed or ridge at right angle.

Options :

- Only I
 Only II
 Only III
 I, II and III

Question Number : 21 Question Id : 630680265931 Is Question Mandatory : No Calculator : None Response Time : N.A Think Time : N.A Minimum Instruction Time : 0

Correct Marks : 1

Which of the following is correct pair?

- I. Contour gradient : Contour gradient is a line lying throughout on the surface of the ground and preserving a constant inclination to the horizontal.
 II. Resection : It is a method of plane table surveying in which the location of a plane table is unknown.

Options :

- Only I
 Only II
 Both I and II
 Neither I nor II

Question Number : 22 Question Id : 630680265932 Is Question Mandatory : No Calculator : None Response Time : N.A Think Time : N.A Minimum Instruction Time : 0

Correct Marks : 1

Arrange the following reduced bearing in increasing order by the value of their whole circle bearing?

- I. S60°W
 II. S50°E
 III. N40°E

Options :

- I, II, III
 III, I, II
 III, II, I
 II, I, III

Question Number : 23 Question Id : 630680265933 Is Question Mandatory : No Calculator : None Response Time : N.A Think Time : N.A Minimum Instruction Time : 0

Correct Marks : 1

Arrange the following reduced bearing in increasing order by the value of their whole circle bearing?

- I. N20°W
- II. S20°W
- III. N40°E

Options :

- ✓ III, II, I
- ✗ I, II, III
- ✗ II, I, III
- ✗ III, I, II

Question Number : 24 Question Id : 630680265934 Is Question Mandatory : No Calculator : None Response Time : N.A Think Time : N.A Minimum Instruction Time : 0

Correct Marks : 1

_____ rocks are composed of very fine sediments like clay, these rocks are consolidated and have very low porosity and permeability.

Options :

- ✗ Calcareous
- ✓ Argillaceous
- ✗ Siliceous
- ✗ Plutonic

Question Number : 25 Question Id : 630680265935 Is Question Mandatory : No Calculator : None Response Time : N.A Think Time : N.A Minimum Instruction Time : 0

Correct Marks : 1

_____ is a layer of natural stone applied to the walls and when applied it gives an effect such that the wall is made of the natural stone itself.

Options :

- ✗ Weathering
- ✓ Cladding
- ✗ Dressing of stones
- ✗ Plastering

Question Number : 26 Question Id : 630680265936 Is Question Mandatory : No Calculator : None Response Time : N.A Think Time : N.A Minimum Instruction Time : 0

Correct Marks : 1

_____ is one the decorative and protective methods usually applied on external or internal horizontal walls and surfaces.

Options :

- ✗ Stone weathering
- ✗ Stone cladding
- ✓ Stone veneering
- ✗ Stone watering

Question Number : 27 Question Id : 630680265937 Is Question Mandatory : No Calculator : None Response Time : N.A Think Time : N.A Minimum Instruction Time : 0

Correct Marks : 1

_____ is a construction technique used when a structure with multiple columns and overlapping bases is built. A footing or foundation is used to transmit a building's weight onto the earth underneath.

Options :

- ✗ Spread footings
- ✓ Combined footings
- ✗ Mat footings
- ✗ Continuous footings

Question Number : 28 Question Id : 630680265938 Is Question Mandatory : No Calculator : None Response Time : N.A Think Time : N.A Minimum Instruction Time : 0

Correct Marks : 1

_____ is a generally applied at basement levels, which restricts the movement of moisture through walls and floors.

Options :

- ✗ Rafter

✓ Damp Proof Course (DPC)

✗ Stucco

✗ Warping

Question Number : 29 Question Id : 630680265939 Is Question Mandatory : No Calculator : None Response Time : N.A Think Time : N.A Minimum Instruction Time : 0

Correct Marks : 1

Which of the following statement is correct?

- I. Spread foundations are foundations at shallow depths of burial where the ground resistance on the sides of the foundation does not contribute significantly to the bearing resistance.
- II. Combined footing is a type of shallow foundation.

Options :

✗ Only I

✗ Only II

✓ Both I and II

✗ Neither I nor II

Question Number : 30 Question Id : 630680265940 Is Question Mandatory : No Calculator : None Response Time : N.A Think Time : N.A Minimum Instruction Time : 0

Correct Marks : 1

Which of the following statement is correct?

- I. In the construction of a wall when we arrange all the bricks in such a manner that only stretcher is showing then that type of bond is known as stretcher bond.
- II. Pier foundation is a series of vertical pillars or piles that transfer the building load to the soil.

Options :

✗ Only I

✗ Only II

✓ Both I and II

✗ Neither I nor II

Question Number : 31 Question Id : 630680265941 Is Question Mandatory : No Calculator : None Response Time : N.A Think Time : N.A Minimum Instruction Time : 0

Correct Marks : 1

Which of the following statement is correct?

- I. The method of removal of stones from their natural bed by using different operations is called blasting of stone.
- II. Slate belongs to metamorphic rocks.
- III. Marble belongs to plutonic rocks.

Options :

✗ Only I

✓ Only II

✗ Only III

✗ I, II and III

Question Number : 32 Question Id : 630680265942 Is Question Mandatory : No Calculator : None Response Time : N.A Think Time : N.A Minimum Instruction Time : 0

Correct Marks : 1

Which of the following is correct pair?

- I. Fire brick : These bricks are also called refractory brick
- II. High alumina brick : High alumina bricks are built using 40% up to 90% alumina along with superior grade aggregate
- III. Light weight hollow brick : These are low density bricks

Options :

✗ Only I and II

✗ Only II and III

✗ Only I and III

✓ I, II and III

Question Number : 33 Question Id : 630680265943 Is Question Mandatory : No Calculator : None Response Time : N.A Think Time : N.A Minimum Instruction Time : 0

Correct Marks : 1

Arrange the following grade of cement in increasing order on the basis of their compressive strength?

- I. OPC43
- II. OPC33
- III. OPC53

Options :

- ✓ II, I, III
- ✗ I, II, III
- ✗ II, III, I
- ✗ III, I, II

Question Number : 34 Question Id : 630680265944 Is Question Mandatory : No Calculator : None Response Time : N.A Think Time : N.A Minimum Instruction Time : 0

Correct Marks : 1

Arrange the following bricks in increasing order on the basis of their value of crushing strength?

- I. First class brick
- II. Third class brick
- III. Second class brick

Options :

- ✗ I, II, III
- ✗ III, II, I
- ✓ II, III, I
- ✗ II, I, III

Question Number : 35 Question Id : 630680265945 Is Question Mandatory : No Calculator : None Response Time : N.A Think Time : N.A Minimum Instruction Time : 0

Correct Marks : 1

_____ finish consists of rich concrete made with very hard and tough quality coarse aggregate graded from 13 to 240 no. IS sieve.

Options :

- ✓ Granolithic flooring
- ✗ Terrazzo flooring
- ✗ Mosaic flooring
- ✗ Tiled flooring

Question Number : 36 Question Id : 630680265946 Is Question Mandatory : No Calculator : None Response Time : N.A Think Time : N.A Minimum Instruction Time : 0

Correct Marks : 1

_____ is a special type of concrete flooring in which marble chips are used as aggregate and this concrete on polishing with carborundum stone presents a smooth surface.

Options :

- ✗ Granolithic flooring
- ✓ Terrazzo flooring
- ✗ Mosaic flooring
- ✗ Tiled flooring

Question Number : 37 Question Id : 630680265947 Is Question Mandatory : No Calculator : None Response Time : N.A Think Time : N.A Minimum Instruction Time : 0

Correct Marks : 1

_____ is made of small pieces of broken tiles of china glazed or of cement, or of marble, arranged in different pattern.

Options :

- ✗ Tiled flooring
- ✓ Mosaic flooring
- ✗ Marble flooring
- ✗ Glass flooring

Question Number : 38 Question Id : 630680265948 Is Question Mandatory : No Calculator : None Response Time : N.A Think Time : N.A Minimum Instruction Time : 0

Correct Marks : 1

_____ is basically the modification of a pitched roof and covers large areas of the building.

Options :

- ✗ Flat roof
- ✗ Hip roof

- ✓ Shell roof
- ✗ Metal roof

Question Number : 39 Question Id : 630680265949 Is Question Mandatory : No Calculator : None Response Time : N.A Think Time : N.A Minimum Instruction Time : 0

Correct Marks : 1

_____ slabs provide a lighter and stiffer slab than an equivalent flat slab, reducing the extent of foundations.

Options :

- ✓ Ribbed
- ✗ Hardy
- ✗ Hollow core
- ✗ Flat

Question Number : 40 Question Id : 630680265950 Is Question Mandatory : No Calculator : None Response Time : N.A Think Time : N.A Minimum Instruction Time : 0

Correct Marks : 1

Which of the following statement is correct?

- I. Flat slab floor is a slab floor with or without rectangular drops and supported on columns with or without flared heads.
- II. A flat slab may be designed either by direct design method or by equivalent frame method.

Options :

- ✗ Only I
- ✗ Only II
- ✓ Both I and II
- ✗ Neither I nor II

Question Number : 41 Question Id : 630680265951 Is Question Mandatory : No Calculator : None Response Time : N.A Think Time : N.A Minimum Instruction Time : 0

Correct Marks : 1

Which of the following statement is correct?

- I. Hardy slab is also called joist slab, or beam and joist slabs.
- II. The construction on jack requires centering of 30 to 40 mm thick segmental piece of timber, with chord length equal to the span of the arch and conforming to the soffit.
- III. Reinforced brickwork is a typical type of construction in which the compressive strength of bricks is utilised to bear the compressive stresses.

Options :

- ✗ Only I and II
- ✓ Only II and III
- ✗ Only I and III
- ✗ I, II and III

Question Number : 42 Question Id : 630680265952 Is Question Mandatory : No Calculator : None Response Time : N.A Think Time : N.A Minimum Instruction Time : 0

Correct Marks : 1

Match the following.

List I		List II	
I	Eaves	1	They are coverings of boards or reinforced concrete and they provide support for the roof covering
II	Ridge line	2	It is the bottom edges of an inclined roof surface or a pitched roof
III	Sheathing	3	It is a line joining the vertices of the trusses

Options :

- ✓ I-2, II-3, III-1
- ✗ I-3, II-2, III-1
- ✗ I-1, II-3, III-2
- ✗ I-2, II-1, III-3

Question Number : 43 Question Id : 630680265953 Is Question Mandatory : No Calculator : None Response Time : N.A Think Time : N.A Minimum Instruction Time : 0

Correct Marks : 1

Which of the following is correct pair?

- I. Purlins : They are beams spanning between trusses
- II. Fan roof truss : They are form of fink trusses
- III. Warren truss : It is used for sloppy roof

Options :

- ✓ Only I and II
- ✗ Only II and III
- ✗ Only I and III
- ✗ I, II and III

Question Number : 44 Question Id : 630680265954 Is Question Mandatory : No Calculator : None Response Time : N.A Think Time : N.A Minimum Instruction Time : 0

Correct Marks : 1

Arrange the following weight of roof covering in increasing order for different roof covering given below.

- I. Galvanised corrugated sheeting
- II. Corrugated A.C.C Sheeting
- III. Slates

Options :

- ✓ I, II, III
- ✗ III, II, I
- ✗ II, III, I
- ✗ II, I, III

Question Number : 45 Question Id : 630680265955 Is Question Mandatory : No Calculator : None Response Time : N.A Think Time : N.A Minimum Instruction Time : 0

Correct Marks : 1

Arrange the following weights of purlins for different roofs in increasing order.

- I. Slate roof
- II. Corrugated sheeting
- III. Glazed roof

Options :

- ✗ I, II, III
- ✗ III, II, I
- ✓ II, III, I
- ✗ II, I, III

Question Number : 46 Question Id : 630680265956 Is Question Mandatory : No Calculator : None Response Time : N.A Think Time : N.A Minimum Instruction Time : 0

Correct Marks : 1

_____ is the center to center distance between two adjacent rivets in the same row, measured parallel to the seam of edge of the plate.

Options :

- ✓ Pitch
- ✗ Fullering
- ✗ Butt
- ✗ Eillet

Question Number : 47 Question Id : 630680265957 Is Question Mandatory : No Calculator : None Response Time : N.A Think Time : N.A Minimum Instruction Time : 0

Correct Marks : 1

_____ is the operation of burring down the whole end thickness of plates and it is operated by hammering or compressed air.

Options :

- ✗ Caulking
- ✓ Fullering
- ✗ Riveting
- ✗ Margin

Question Number : 48 Question Id : 630680265958 Is Question Mandatory : No Calculator : None Response Time : N.A Think

Time : N.A Minimum Instruction Time : 0

Correct Marks : 1

_____ is a technique in which two pieces of material are joined simply placing their ends together without any special shaping.

Options :

- Edge joints
- Butt joint
- Lap joint
- Tee joint

Question Number : 49 Question Id : 630680265959 Is Question Mandatory : No Calculator : None Response Time : N.A Think Time : N.A Minimum Instruction Time : 0

Correct Marks : 1

_____ is a joint in which the members overlap and it can be used to join wood, plastic or metal.

Options :

- Edge joints
- Butt joint
- Lap joint
- Tee joint

Question Number : 50 Question Id : 630680265960 Is Question Mandatory : No Calculator : None Response Time : N.A Think Time : N.A Minimum Instruction Time : 0

Correct Marks : 1

According to Unwin's empirical formula, which of the following is the correct relationship between diameter of the rivet hole (d) and the thickness of the plate (t) (where t is in mm)?

Options :

- $d = \frac{t}{2}$
- $d = 6\sqrt{t}$
- $d = \frac{t}{6}$
- $d = \sqrt{2t}$

Question Number : 51 Question Id : 630680265961 Is Question Mandatory : No Calculator : None Response Time : N.A Think Time : N.A Minimum Instruction Time : 0

Correct Marks : 1

If nominal diameter of the rivet is 24 mm, then what is the value of thickness of plate by using Unwin's formula?

Options :

- 20 mm
- 16 mm
- 10 mm
- 25 mm

Question Number : 52 Question Id : 630680265962 Is Question Mandatory : No Calculator : None Response Time : N.A Think Time : N.A Minimum Instruction Time : 0

Correct Marks : 1

_____ this irrigation system, water is applied to a completely level or dead level area enclosed by dikes or boarders.

Options :

- Check basin irrigation
- Furrow irrigation
- Border irrigation
- Drip irrigation

Question Number : 53 Question Id : 630680265963 Is Question Mandatory : No Calculator : None Response Time : N.A Think Time : N.A Minimum Instruction Time : 0

Correct Marks : 1

Which of the following statement is correct?

- I. Fertigation is the process of application of water soluble solid fertilizer or liquid fertilizers through drip irrigation systems.
 II. Furrow irrigation minimizes the use of water and fertilizer by allowing water to drip slowly to the root of plants.

Options :

- ✓ Only I
 ✗ Only II
 ✗ Both I and II
 ✗ Neither I nor II

Question Number : 54 Question Id : 630680265964 Is Question Mandatory : No Calculator : None Response Time : N.A Think Time : N.A Minimum Instruction Time : 0

Correct Marks : 1

Which of the following statement is correct?

- I. Margin is the distance between row of rivets measured perpendicular to the seam.
 II. Diagonal pitch is the center to center distance between two rivets placed diagonally in two rows in the same plate.

Options :

- ✗ Only I
 ✓ Only II
 ✗ Both I and II
 ✗ Neither I nor II

Question Number : 55 Question Id : 630680265965 Is Question Mandatory : No Calculator : None Response Time : N.A Think Time : N.A Minimum Instruction Time : 0

Correct Marks : 1

Which of the following statement is correct?

- I. Blistering is a raised portion of the surface protruding not more than one millimeter above the surface.
 II. The process of joining two or more than two parts of machine or structure by means of rivets is known as riveting.
 III. Structural rivets are used in the fabrication of boiler to join thick plates together.

Options :

- ✓ Only I and II
 ✗ Only II and III
 ✗ Only I and III
 ✗ I, II and III

Question Number : 56 Question Id : 630680265966 Is Question Mandatory : No Calculator : None Response Time : N.A Think Time : N.A Minimum Instruction Time : 0

Correct Marks : 1

Match the following for types of welding with their definition.

I	Plastic welding	1	In this welding, the part to be joined are heated to a molten state and space between the two parts is filled with molten material
II	Fusion welding	2	In this process, the parts to be welded together are heated to a plastic state and then joined together by some external pressure
III	Tee joint	3	The joint in which two plates are joined together at right angle to each other by process of welding

Options :

- ✗ I-2, II-3, III-1
 ✗ I-3, II-2, III-1
 ✗ I-1, II-3, III-2
 ✓ I-2, II-1, III-3

Question Number : 57 Question Id : 630680265967 Is Question Mandatory : No Calculator : None Response Time : N.A Think Time : N.A Minimum Instruction Time : 0

Correct Marks : 1

Which of the following is correct pair?

- I. Dunt : A hairline fracture extending through or into the body of the article.
 II. Warpage : Distortion of original shape during manufacturing process.
 III. Wavy finish : A defect in the glaze finish having the appearance of numerous runs in the glaze irregular or molted.

Options :

- ✘ Only I and II
 ✘ Only II and III
 ✔ Only I and III
 ✘ I, II and III

Question Number : 58 Question Id : 630680265968 Is Question Mandatory : No Calculator : None Response Time : N.A Think Time : N.A Minimum Instruction Time : 0

Correct Marks : 1

Which of the following is a type of sprinkler irrigation method?

- I. Rotating Head
 II. Perforated Pipe
 III. Corrugation

Options :

- ✘ Only I and III
 ✘ Only II and III
 ✔ Only I and II
 ✘ I, II and III

Question Number : 59 Question Id : 630680265969 Is Question Mandatory : No Calculator : None Response Time : N.A Think Time : N.A Minimum Instruction Time : 0

Correct Marks : 1

Arrange the following values of thickness of plate in increasing order for different values of nominal diameter of rivet?

- I. $d = 30$ mm
 II. $d = 40$ mm
 III. $d = 54$ mm

Options :

- ✔ I, II, III
 ✘ III, II, I
 ✘ II, III, I
 ✘ II, I, III

Question Number : 60 Question Id : 630680265970 Is Question Mandatory : No Calculator : None Response Time : N.A Think Time : N.A Minimum Instruction Time : 0

Correct Marks : 1

_____ is the separation between two rails and it is the distance between the inner faces of the two rails.

Options :

- ✘ Fastners
 ✘ Ballast
 ✔ Gauge
 ✘ Sleeper

Question Number : 61 Question Id : 630680265971 Is Question Mandatory : No Calculator : None Response Time : N.A Think Time : N.A Minimum Instruction Time : 0

Correct Marks : 1

_____ is a measure of number of sleeper provided per unit.

Options :

- ✘ Rail density
 ✔ Sleeper density
 ✘ Railway density
 ✘ Track density

Question Number : 62 Question Id : 630680265972 Is Question Mandatory : No Calculator : None Response Time : N.A Think Time : N.A Minimum Instruction Time : 0

Correct Marks : 1

_____ of rail is the movement of rails in forward direction of dominate traffic.

Options :

- ✘ Hogged
- ✔ Creep
- ✘ Corroded
- ✘ Buckling

Question Number : 63 Question Id : 630680265973 Is Question Mandatory : No Calculator : None Response Time : N.A Think Time : N.A Minimum Instruction Time : 0

Correct Marks : 1

_____ of rail occurs when the gap at expansion joint is inadequate and it can cause derailment.

Options :

- ✘ Hedging
- ✘ Blasting
- ✘ Cracking
- ✔ Buckling

Question Number : 64 Question Id : 630680265974 Is Question Mandatory : No Calculator : None Response Time : N.A Think Time : N.A Minimum Instruction Time : 0

Correct Marks : 1

_____ is the name given to the material placed between the sleeper and the foundation.

Options :

- ✘ Rail fastening
- ✔ Ballast
- ✘ Tie plate
- ✘ Spikes

Question Number : 65 Question Id : 630680265975 Is Question Mandatory : No Calculator : None Response Time : N.A Think Time : N.A Minimum Instruction Time : 0

Correct Marks : 1

According to Indian railway, in coning of wheel the tread or rim of wheels of railway vehicles is made in the shape of a cone with the slope of about _____.

Options :

- ✘ 1 in 30
- ✘ 1 in 10
- ✔ 1 in 20
- ✘ 1 in 40

Question Number : 66 Question Id : 630680265976 Is Question Mandatory : No Calculator : None Response Time : N.A Think Time : N.A Minimum Instruction Time : 0

Correct Marks : 1

_____ rails are used in the construction of the track, placed parallel to regular running rail to keep the wheels of rolling stock in alignment to pavement derailment.

Options :

- ✔ Check
- ✘ Stock
- ✘ Double head
- ✘ Flat foot

Question Number : 67 Question Id : 630680265977 Is Question Mandatory : No Calculator : None Response Time : N.A Think Time : N.A Minimum Instruction Time : 0

Correct Marks : 1

Which of the following statement is correct?

- I. A fish plate is the fastening that connects two rails ends.
- II. Check rail are additional rails not intended for movement of wheels directly on them, but as checks and guards to the train movement at selected locations.

Options :

- ✘ Only I
- ✘ Only II
- ✔ Both I and II
- ✘ Neither I nor II

Question Number : 68 Question Id : 630680265978 Is Question Mandatory : No Calculator : None Response Time : N.A Think Time : N.A Minimum Instruction Time : 0

Correct Marks : 1

Which of the following statement is correct?

- I. State highway connect to the national highway of neighbouring states, district headquarter and main cities within the states.
 II. Major district road serve rural area by connecting them to market places, block development headquarters and other points of interest.

Options :

- ✘ Only I
 ✘ Only II
 ✔ Both I and II
 ✘ Neither I nor II

Question Number : 69 Question Id : 630680265979 Is Question Mandatory : No Calculator : None Response Time : N.A Think Time : N.A Minimum Instruction Time : 0

Correct Marks : 1

Which of the following statement is correct?

- I. Arterial roads are intended for complete traffic on a continuous route with strong traffic mobility.
 II. A turnout is an assembly of various components whereby a train running on one track may be diverted to another.
 III. A scissor crossing consists of two cross over overlapping each other.

Options :

- ✘ Only I and II
 ✘ Only II and III
 ✘ Only I and III
 ✔ I, II and III

Question Number : 70 Question Id : 630680265980 Is Question Mandatory : No Calculator : None Response Time : N.A Think Time : N.A Minimum Instruction Time : 0

Correct Marks : 1

Which of the following statement is correct?

- I. Length of gauge for broad gauge is 1.676 m.
 II. Length of gauge for meter gauge is 0.762 m.
 III. The thumb rule for determining the weight of a rail section needed for a BG track is $\frac{\text{Axle load (kg)}}{510}$.

Options :

- ✘ Only I and II
 ✘ Only II and III
 ✔ Only I and III
 ✘ I, II and III

Question Number : 71 Question Id : 630680265981 Is Question Mandatory : No Calculator : None Response Time : N.A Think Time : N.A Minimum Instruction Time : 0

Correct Marks : 1

Match the following per types of rail with their destination.

I	Hogged rail	1	The upper and lower table was identical and they were introduced in the hopes of doubling the rail's lifespan.
II	Double-headed rail	2	The head is larger than the foot, and the foot holds the wooden keys that fasten the rails in place.
III	Bull-headed rail	3	It is one with its end or ends bent in vertical direction.

Options :

- ✘ I-2, II-3, III-1
 ✔ I-3, II-1, III-2
 ✘ I-1, II-3, III-2
 ✘ I-2, II-1, III-3

Question Number : 72 Question Id : 630680265982 Is Question Mandatory : No Calculator : None Response Time : N.A Think Time : N.A Minimum Instruction Time : 0

Correct Marks : 1

Arrange the following gauges in increasing order of their width.

- I. Broad gauge
- II. Meter gauge
- III. Narrow gauge

Options :

- I, II, III
- III, II, I
- II, III, I
- II, I, III

Question Number : 73 Question Id : 630680265983 Is Question Mandatory : No Calculator : None Response Time : N.A Think Time : N.A Minimum Instruction Time : 0

Correct Marks : 1

Arrange the following road types in increasing order for the value of vehicle per day?

- I. Medium traffic roads
- II. Road with heavy traffic
- III. Less traffic road

Options :

- I, II, III
- III, II, I
- III, I, II
- II, I, III

Question Number : 74 Question Id : 630680265984 Is Question Mandatory : No Calculator : None Response Time : N.A Think Time : N.A Minimum Instruction Time : 0

Correct Marks : 1

Which of the following is correct formula for finding representative fraction?

Options :

- $\frac{\text{Distance of the object on drawing}}{\text{Actual distance of the object}}$
- $\frac{\text{Actual distance of the object}}{\text{Distance of the object on drawing}}$
- $\frac{\text{Distance of the object on drawing}}{\text{Actual distance of the object}} \times 100$
- $\frac{\text{Actual distance of the object}}{\text{Distance of the object on drawing}} \times 100$

Question Number : 75 Question Id : 630680265985 Is Question Mandatory : No Calculator : None Response Time : N.A Think Time : N.A Minimum Instruction Time : 0

Correct Marks : 1

_____ represents three units of measurements such as metres, decimeters and centimetres or two units and a fraction of its second unit.

Options :

- Ratio scale
- Diagonal scale
- Retrograde scale
- Interval scale

Question Number : 76 Question Id : 630680265986 Is Question Mandatory : No Calculator : None Response Time : N.A Think Time : N.A Minimum Instruction Time : 0

Correct Marks : 1

_____ are plain scales which have a common representative fraction but graduated in units of different system of measurements.

Options :

- Ratio scale
- Diagonal scale
- Comparative scale
- Retrograde scale

Question Number : 77 Question Id : 630680265987 Is Question Mandatory : No Calculator : None Response Time : N.A Think Time : N.A Minimum Instruction Time : 0

Correct Marks : 1

If one centimeter on drawing represents two metres actual distance of the object, then what is the value of representation fraction?

Options :

- $\frac{1}{20}$
- $\frac{1}{200}$
- $\frac{1}{150}$
- $\frac{1}{250}$

Question Number : 78 Question Id : 630680265988 Is Question Mandatory : No Calculator : None Response Time : N.A Think Time : N.A Minimum Instruction Time : 0

Correct Marks : 1

If a distance of one kilometer on ground is represented by one meter on the drawing, then what is the value of representation fraction?

Options :

- $\frac{1}{100}$
- $\frac{1}{1000}$
- $\frac{1}{10}$
- $\frac{1}{10000}$

Question Number : 79 Question Id : 630680265989 Is Question Mandatory : No Calculator : None Response Time : N.A Think Time : N.A Minimum Instruction Time : 0

Correct Marks : 1

Which of the following statement is correct?

- I. Plain scales are the ones which are used to show two units of measurement such as metres and decimeters, kilometers and hectometers etc.
- II. SI unit of representative fraction is meter.

Options :

- Only I
- Only II
- Both I and II
- Neither I nor II

Question Number : 80 Question Id : 630680265990 Is Question Mandatory : No Calculator : None Response Time : N.A Think

Time : N.A Minimum Instruction Time : 0

Correct Marks : 1

Which of the following statement is correct?

- I. Scale is defined as the ratio of map distance between two points and ground distance between the same points.
- II. Representative fraction shows the relationship between the map distance and the corresponding ground distance in unit of length.
- III. Diagonal scales are drawn for greater precision or higher degree of accuracy.

Options :

- ✘ Only I and II
- ✘ Only II and III
- ✘ Only I and III
- ✔ I, II and III

Question Number : 81 Question Id : 630680265991 Is Question Mandatory : No Calculator : None Response Time : N.A Think Time : N.A Minimum Instruction Time : 0

Correct Marks : 1

Which of the following is correct pair for the value of scale to their representative fraction?

I. $1 \text{ cm} = 10 \text{ m} \rightarrow \frac{1}{1000}$

II. $1 \text{ cm} = 1 \text{ km} \rightarrow \frac{1}{10000}$

III. $1 \text{ m} = 1 \text{ km} \rightarrow \frac{1}{1000}$

Options :

- ✘ Only I and II
- ✘ Only II and III
- ✔ Only I and III
- ✘ I, II and III

Question Number : 82 Question Id : 630680265992 Is Question Mandatory : No Calculator : None Response Time : N.A Think Time : N.A Minimum Instruction Time : 0

Correct Marks : 1

Arrange the following scale in increasing order for the value of their representative fraction?

- I. $1 \text{ cm} = 100 \text{ m}$
- II. $1 \text{ m} = 100 \text{ km}$
- III. $1 \text{ cm} = 10 \text{ m}$

Options :

- ✘ I, II, III
- ✘ III, II, I
- ✘ III, I, II
- ✔ II, I, III

Question Number : 83 Question Id : 630680265993 Is Question Mandatory : No Calculator : None Response Time : N.A Think Time : N.A Minimum Instruction Time : 0

Correct Marks : 1

The two planes employed for the purpose of orthographic projections are called _____.

Options :

- ✔ Principle plane of projection
- ✘ Vertical plane of projection
- ✘ Horizontal plane of projection
- ✘ Frontal plane of projection

Question Number : 84 Question Id : 630680265994 Is Question Mandatory : No Calculator : None Response Time : N.A Think Time : N.A Minimum Instruction Time : 0

Correct Marks : 1

_____ is the plane onto which the top view of the multi-view drawing is projected and top-view of an object shows the width and depth dimension.

Options :

- ✘ Principle plane of projection
- ✔ Vertical plane of projection

- ✘ Horizontal plane of projection
- ✘ Planar projection

Question Number : 85 Question Id : 630680265995 Is Question Mandatory : No Calculator : None Response Time : N.A Think Time : N.A Minimum Instruction Time : 0

Correct Marks : 1

_____ is a view of an object showing the important features, which may be chosen from the point of view of design, assembly, sales, services or maintenance.

Options :

- ✘ Exploded view
- ✘ True view
- ✓ Principal view
- ✘ Pictorial view

Question Number : 86 Question Id : 630680265996 Is Question Mandatory : No Calculator : None Response Time : N.A Think Time : N.A Minimum Instruction Time : 0

Correct Marks : 1

_____ is the view of an object that lie on a plane parallel to the projection plane; geometrically similar to the corresponding features of the object.

Options :

- ✘ Exploded view
- ✓ True view
- ✘ Principal view
- ✘ Pictorial view

Question Number : 87 Question Id : 630680265997 Is Question Mandatory : No Calculator : None Response Time : N.A Think Time : N.A Minimum Instruction Time : 0

Correct Marks : 1

_____ is a way of representing a 3D object by using several 2D views of the object.

Options :

- ✘ Oblique projection
- ✓ Orthographic projection
- ✘ Isometric projection
- ✘ Perspective projection

Question Number : 88 Question Id : 630680265998 Is Question Mandatory : No Calculator : None Response Time : N.A Think Time : N.A Minimum Instruction Time : 0

Correct Marks : 1

Which of the following statement is correct for first angle projection?

- I. The object is kept in the first quadrant
- II. The objection lies between the observer and the plane of projection

Options :

- ✘ Only I
- ✘ Only II
- ✓ Both I and II
- ✘ Neither I nor II

Question Number : 89 Question Id : 630680265999 Is Question Mandatory : No Calculator : None Response Time : N.A Think Time : N.A Minimum Instruction Time : 0

Correct Marks : 1

Which of the following statement is correct for third angle projection?

- I. The plane of projection lies between the observer and the object.
- II. This method of projection is used in U.S.A.
- III. The plane of projection is assumed to be non-transparent.

Options :

- ✓ Only I and II
- ✘ Only II and III
- ✘ Only I and III
- ✘ I, II and III

Question Number : 90 Question Id : 630680266000 Is Question Mandatory : No Calculator : None Response Time : N.A Think Time : N.A Minimum Instruction Time : 0

Correct Marks : 1

Which of the following is correct pair for method of projection with their destinations?

- I. Oblique : An oblique projection is a parallel projection in which the lines of sight are not perpendicular to the projection plane.
- II. Isometric Projection : It is a method for visually representing three dimensional objects in two dimension in technical and engineering drawing.
- III. Perspective projection : It is a nonlinear projection where three dimensional objects are projected on a picture plane.

Options :

- Only I and II
- Only II and III
- Only I and III
- I, II and III

Question Number : 91 Question Id : 630680266001 Is Question Mandatory : No Calculator : None Response Time : N.A Think Time : N.A Minimum Instruction Time : 0

Correct Marks : 1

_____ is a type of door where upper part is glazed, to admit light.

Options :

- Flush door
- Folding door
- Sash door
- Pocket door

Question Number : 92 Question Id : 630680266002 Is Question Mandatory : No Calculator : None Response Time : N.A Think Time : N.A Minimum Instruction Time : 0

Correct Marks : 1

_____ is a horizontal piece (as a timber) that forms the lowest part of a supporting structure in a door frame.

Options :

- Frame
- Sill
- Transom
- Panel

Question Number : 93 Question Id : 630680266003 Is Question Mandatory : No Calculator : None Response Time : N.A Think Time : N.A Minimum Instruction Time : 0

Correct Marks : 1

In _____ doors, the shutters are hung from the door frame by means of hinges or butt fixed to one side of the shutter so that they swing on vertical axis.

Options :

- rolling
- swinging
- revolving
- collapsible

Question Number : 94 Question Id : 630680266004 Is Question Mandatory : No Calculator : None Response Time : N.A Think Time : N.A Minimum Instruction Time : 0

Correct Marks : 1

_____ doors are extensively used where frequent opening and closing of a door is to be avoided due to heavy foot traffic eg. Fish market, public buildings tanks and hotel etc.

Options :

- Rolling
- Swinging
- Revolving
- Collapsible

Question Number : 95 Question Id : 630680266005 Is Question Mandatory : No Calculator : None Response Time : N.A Think Time : N.A Minimum Instruction Time : 0

Correct Marks : 1

_____ type of door allows sufficient amount of air circulation even when closed and at the same time maintain privacy.

Options :

- ✓ Louvered door
- ✗ Wire gauged door
- ✗ Hollow metal door
- ✗ Collapsible door

Question Number : 96 Question Id : 630680266006 Is Question Mandatory : No Calculator : None Response Time : N.A Think Time : N.A Minimum Instruction Time : 0

Correct Marks : 1

Which of the following statement is correct?

- I. Steel tape is used for large measurements, such as marking on boards and checking the overall dimensional of work.
- II. Try square is used for marking and testing the straightness and squareness of planed surfaces.

Options :

- ✗ Only I
- ✗ Only II
- ✓ Both I and II
- ✗ Neither I nor II

Question Number : 97 Question Id : 630680266007 Is Question Mandatory : No Calculator : None Response Time : N.A Think Time : N.A Minimum Instruction Time : 0

Correct Marks : 1

_____ has a narrow, longer and stronger tampering blade, which is used for heavy works and it is used for radius cutting

Options :

- ✗ Rip saw
- ✗ Tenon saw
- ✓ Compass saw
- ✗ Hand saw

Question Number : 98 Question Id : 630680266008 Is Question Mandatory : No Calculator : None Response Time : N.A Think Time : N.A Minimum Instruction Time : 0

Correct Marks : 1

Match the following for the terms given with their definition.

I	Springing line	1	It is lower half portion of the arch between the crown and skew back or springer
II	Springer	2	These are the points from which the curve of the arch spring
III	Haunch	3	It is the first voussoir at springing level; it is immediately adjacent to the skewback

Options :

- ✓ I-2, II-3, III-1
- ✗ I-3, II-1, III-2
- ✗ I-1, II-3, III-2
- ✗ I-2, II-1, III-3

Question Number : 99 Question Id : 630680266009 Is Question Mandatory : No Calculator : None Response Time : N.A Think Time : N.A Minimum Instruction Time : 0

Correct Marks : 1

Arrange the following doors type in increasing order by their normal areas?

- I. Internal doors for residential building
- II. Doors in garages
- III. Doors in public building (for example a hospital)

Options :

- ✓ I, III, II
- ✗ III, II, I
- ✗ III, I, II
- ✗ II, I, III

Question Number : 100 Question Id : 630680266010 Is Question Mandatory : No Calculator : None Response Time : N.A Think Time : N.A Minimum Instruction Time : 0

Correct Marks : 1

Which of the following is the common criterion for sizes of doors used in India?

I. Width = (0.4 to 0.6) × Height

II. Height = Width + 1.2 metres

Options :

- Only I
- Only II
- Both I and II
- Neither I nor II

Question Number : 101 Question Id : 630680266011 Is Question Mandatory : No Calculator : None Response Time : N.A Think Time : N.A Minimum Instruction Time : 0

Correct Marks : 1

_____ is a simple webbed truss design that provides the most economical roof solution for roof structures.

Options :

- Fink roof truss
- Howe roof truss
- Queen post roof truss
- King post roof truss

Question Number : 102 Question Id : 630680266012 Is Question Mandatory : No Calculator : None Response Time : N.A Think Time : N.A Minimum Instruction Time : 0

Correct Marks : 1

_____ is a truss bridge consisting of chords, verticals and diagonals whose vertical members are in tension and whose diagonal members are in compression.

Options :

- Fink roof truss
- Howe roof truss
- Queen post roof truss
- King post roof truss

Question Number : 103 Question Id : 630680266013 Is Question Mandatory : No Calculator : None Response Time : N.A Think Time : N.A Minimum Instruction Time : 0

Correct Marks : 1

_____ windows are made of shutters which move horizontally or vertically on small roller bearings.

Options :

- Casement window
- Sliding window
- Glazed window
- Louvered window

Question Number : 104 Question Id : 630680266014 Is Question Mandatory : No Calculator : None Response Time : N.A Think Time : N.A Minimum Instruction Time : 0

Correct Marks : 1

_____ consists of two straight flights of steps with usually a level landing where the direction of travels changes by 180°.

Options :

- Straight stairs
- Open well stairs
- Dog legged stairs
- Geometrical stairs

Question Number : 105 Question Id : 630680266015 Is Question Mandatory : No Calculator : None Response Time : N.A Think Time : N.A Minimum Instruction Time : 0

Correct Marks : 1

_____ consists of two or more straight flights with a central well and there could be quarter landings or winders at the corner.

Options :

- Straight stairs

- ✓ Open well stairs
- ✗ Dog legged stairs
- ✗ Spiral stairs

Question Number : 106 Question Id : 630680266016 Is Question Mandatory : No Calculator : None Response Time : N.A Think Time : N.A Minimum Instruction Time : 0

Correct Marks : 1

Which of the following statement is correct?

- I. The uppermost line of members that extend from one support to the other through the apex is called top chord.
- II. The rise of a roof truss is the vertical distance measured from the apex to the line joining supports.

Options :

- ✗ Only I
- ✗ Only II
- ✓ Both I and II
- ✗ Neither I nor II

Question Number : 107 Question Id : 630680266017 Is Question Mandatory : No Calculator : None Response Time : N.A Think Time : N.A Minimum Instruction Time : 0

Correct Marks : 1

Which of the following statement is correct?

- I. The ratio of the rise to the span is called bay of a roof truss.
- II. The sheathing are coverings of boards or reinforced concrete and they provide support for the roof covering.

Options :

- ✗ Only I
- ✓ Only II
- ✗ Both I and II
- ✗ Neither I nor II

Question Number : 108 Question Id : 630680266018 Is Question Mandatory : No Calculator : None Response Time : N.A Think Time : N.A Minimum Instruction Time : 0

Correct Marks : 1

Which of the following statement is correct?

- I. The bottom edges of an inclined roof surface or a pitched roof is termed as eaves.
- II. King post truss is also a wooden truss and it is found suitable for span upto 10 cm.
- III. Pratt truss is a truss having vertical members between the upper and lower members and diagonal members sloping toward the center.

Options :

- ✗ Only I and II
- ✗ Only II and III
- ✓ Only I and III
- ✗ I, II and III

Question Number : 109 Question Id : 630680266019 Is Question Mandatory : No Calculator : None Response Time : N.A Think Time : N.A Minimum Instruction Time : 0

Correct Marks : 1

Match the following for the carpentry tools givens with their uses.

I	Bevel square	1	Used for measurement
II	Mortise gauge	2	Marking two parallel lines for marking mortise and tenon joint
III	Rule	3	For measuring angle

Options :

- ✗ I-2, II-3, III-1
- ✓ I-3, II-2, III-1
- ✗ I-1, II-3, III-2
- ✗ I-2, II-1, III-3

Question Number : 110 Question Id : 630680266020 Is Question Mandatory : No Calculator : None Response Time : N.A Think Time : N.A Minimum Instruction Time : 0

Correct Marks : 1

As per the standards of ventilation, arrange the following buildings in increasing order by their value of air changes to be provided per hour.

- I. Office generally
- II. Restaurant
- III. Kitchens

Options :

- ✓ I, II, III
- ✗ III, II, I
- ✗ III, I, II
- ✗ II, I, III

Question Number : 111 Question Id : 630680266021 Is Question Mandatory : No Calculator : None Response Time : N.A Think Time : N.A Minimum Instruction Time : 0

Correct Marks : 1

Which of the following statement is correct?

- I. King Post Spans upto 18 metres.
- II. Queen Post Spans upto 25 metres.

Options :

- ✗ Only I
- ✗ Only II
- ✗ Both I and II
- ✓ Neither I nor II

Question Number : 112 Question Id : 630680266022 Is Question Mandatory : No Calculator : None Response Time : N.A Think Time : N.A Minimum Instruction Time : 0

Correct Marks : 1

Arrange the following instruments in increasing order on the basic of their least count.

- I. Prismatic compass
- II. Vernier theodolite
- III. Surveyor compass

Options :

- ✗ I, II, III
- ✗ III, II, I
- ✗ III, I, II
- ✓ II, III, I

Question Number : 113 Question Id : 630680266023 Is Question Mandatory : No Calculator : None Response Time : N.A Think Time : N.A Minimum Instruction Time : 0

Correct Marks : 1

_____ is a drawing in which a three dimensional object is represented in two dimensions.

Options :

- ✗ Silhouette drawing
- ✓ Orthographic drawing
- ✗ Perspective drawing
- ✗ Line drawing

Question Number : 114 Question Id : 630680266024 Is Question Mandatory : No Calculator : None Response Time : N.A Think Time : N.A Minimum Instruction Time : 0

Correct Marks : 1

_____ represented as a view of an object (actual or imagined) as it would be seen by an observer who looks at the object either in a chosen direction or from a selected point of view.

Options :

- ✓ Pictorial drawing
- ✗ Caricature drawing
- ✗ Sketch drawing
- ✗ Line drawing

Question Number : 115 Question Id : 630680266025 Is Question Mandatory : No Calculator : None Response Time : N.A Think Time : N.A Minimum Instruction Time : 0

Correct Marks : 1

_____ is a method of graphic representation of three-dimensional object.

Options :

- Orthographic drawing
- Sketch drawing
- Isometric drawing
- Line drawing

Question Number : 116 Question Id : 630680266026 Is Question Mandatory : No Calculator : None Response Time : N.A Think Time : N.A Minimum Instruction Time : 0

Correct Marks : 1

_____ is a technique that gives the illusion of spatial depth, or perspective, to drawing and painting.

Options :

- Perspective drawing
- Isometric drawing
- Line drawing
- Orthographic drawing

Question Number : 117 Question Id : 630680266027 Is Question Mandatory : No Calculator : None Response Time : N.A Think Time : N.A Minimum Instruction Time : 0

Correct Marks : 1

In India, what is the dimensions (cm) for AO paper size?

Options :

- 84.1 × 118.9
- 42 × 59.4
- 59.4 × 84.1
- 29.7 × 42

Question Number : 118 Question Id : 630680266028 Is Question Mandatory : No Calculator : None Response Time : N.A Think Time : N.A Minimum Instruction Time : 0

Correct Marks : 1

Which of the following statement is correct?

- I. In India, dimension of the A1 paper size is 59.4 × 84.1 cm
- II. North point is put at the topmost corner on the left hand side of the sheet.

Options :

- Only I
- Only II
- Both I and II
- Neither I nor II

Question Number : 119 Question Id : 630680266029 Is Question Mandatory : No Calculator : None Response Time : N.A Think Time : N.A Minimum Instruction Time : 0

Correct Marks : 1

Which of the following statement is correct?

- I. Schedule is at the bottom most corner on the right hand side of the sheet.
- II. The size of the title block as recommended by the B.I.S. is 185 mm × 65 mm for all designations of the drawing sheets.

Options :

- Only I
- Only II
- Both I and II
- Neither I nor II

Question Number : 120 Question Id : 630680266030 Is Question Mandatory : No Calculator : None Response Time : N.A Think Time : N.A Minimum Instruction Time : 0

Correct Marks : 1

Which of the following statement is correct?

I. In India, dimension of BO board size is $1000 \times 1500 \text{ mm}$.

II. Set square is of triangular shape and it is of two types $30^\circ - 60^\circ - 90^\circ$ triangle and $45^\circ - 45^\circ - 90^\circ$ triangle

III. Dividers are used to divide straight liner or curves to measure the distance from the scale and transfer it to the drawing.

Options :

✘ Only I and II

✘ Only II and III

✘ Only I and III

✔ I, II and III

Question Number : 121 Question Id : 630680266031 Is Question Mandatory : No Calculator : None Response Time : N.A Think Time : N.A Minimum Instruction Time : 0

Correct Marks : 1

Match the following drawing board name with their sizes?

I	B1	1	$500 \times 700 \text{ mm}$
II	B2	2	$350 \times 500 \text{ mm}$
III	B3	3	$700 \times 1000 \text{ mm}$

Options :

✘ I-2, II-3, III-1

✔ I-3, II-1, III-2

✘ I-1, II-3, III-2

✘ I-2, II-1, III-3

Question Number : 122 Question Id : 630680266032 Is Question Mandatory : No Calculator : None Response Time : N.A Think Time : N.A Minimum Instruction Time : 0

Correct Marks : 1

Which of the following is correct pair for drawing equipment with their definition?

I. Drawing board : It is rectangular in shape and is made of strips of well-seasoned soft wood.

II. Protractor : It is simple measuring instrument that is used to measure angles.

III. Scale : It is actually a measuring stick, available in a variety of shapes and sizes.

Options :

✘ Only I and II

✘ Only II and III

✘ Only I and III

✔ I, II and III

Question Number : 123 Question Id : 630680266033 Is Question Mandatory : No Calculator : None Response Time : N.A Think Time : N.A Minimum Instruction Time : 0

Correct Marks : 1

_____ lines also are continuous thin lines and they extend by about 3 mm key and the dimension lines.

Options :

✘ Dimension

✔ Projection

✘ Hatching

✘ Pointer

Question Number : 124 Question Id : 630680266034 Is Question Mandatory : No Calculator : None Response Time : N.A Think Time : N.A Minimum Instruction Time : 0

Correct Marks : 1

_____ are drawn to indicate the axes of cylindrical, conical or spherical objects or details, and also to show the centers of circle and arcs.

Options :

- Projection line
- Center line
- Hidden line
- Cutting plane line

Question Number : 125 Question Id : 630680266035 Is Question Mandatory : No Calculator : None Response Time : N.A Think Time : N.A Minimum Instruction Time : 0

Correct Marks : 1

_____ are continuous thick or wide lines along which the prints are trimmed.

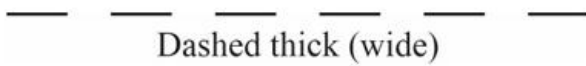
Options :

- Margin line
- Outline
- Dimension line
- Construction line

Question Number : 126 Question Id : 630680266036 Is Question Mandatory : No Calculator : None Response Time : N.A Think Time : N.A Minimum Instruction Time : 0

Correct Marks : 1

What is the general application of the line represented in below figure?



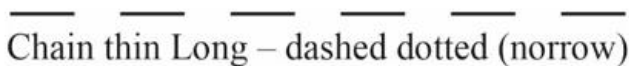
Options :

- Long break line
- Cutting planes
- Line showing permissible of surface treatment
- Movable parts

Question Number : 127 Question Id : 630680266037 Is Question Mandatory : No Calculator : None Response Time : N.A Think Time : N.A Minimum Instruction Time : 0

Correct Marks : 1

What is the general application of the line represented in below figure?



Options :

- Pitch circle of holes
- Cutting planes
- Long break line
- Hidden outlines

Question Number : 128 Question Id : 630680266038 Is Question Mandatory : No Calculator : None Response Time : N.A Think Time : N.A Minimum Instruction Time : 0

Correct Marks : 1

Which of the following statement is correct?

- I. Lines drawn to represent visible edges and surface boundaries of objects are called outlines or principle lines.
- II. Long break lines are thin ruled lines with short zigzags within them and they are shown to show long breaks.

Options :

- Only I
- Only II
- Both I and II
- Neither I nor II

Question Number : 129 Question Id : 630680266039 Is Question Mandatory : No Calculator : None Response Time : N.A Think Time : N.A Minimum Instruction Time : 0

Correct Marks : 1

Which of the following statement is correct?

- I. Chain thick lines are used to indicate special treatment on the surface.

- II. The surface of a sphere can be approximately developed by zone method and Lune method.
 III. Octahedron is a regular polyhedral consisting of eight equal faces, each an equilateral triangle.

Options :

- ✘ Only I and II
- ✘ Only II and III
- ✘ Only I and III
- ✔ I, II and III

Question Number : 130 Question Id : 630680266040 Is Question Mandatory : No Calculator : None Response Time : N.A Think Time : N.A Minimum Instruction Time : 0

Correct Marks : 1

Match the following of the given lines with their pencils to be used for making these lines.

I	Initial work and construction work	1	3 H
II	Outline, dotted line are dimension	2	2 H
III	Center line and section line	3	H

Options :

- ✘ I-2, II-3, III-1
- ✔ I-3, II-2, III-1
- ✘ I-1, II-3, III-2
- ✘ I-2, II-1, III-3

Question Number : 131 Question Id : 630680266041 Is Question Mandatory : No Calculator : None Response Time : N.A Think Time : N.A Minimum Instruction Time : 0

Correct Marks : 1

Arrange the following chains in increasing order on the basis of length of one link present in chain?

- I. Engineering chain
- II. Meter chain (30 m)
- III. Gunter chain

Options :

- ✘ I, II, III
- ✔ III, II, I
- ✘ III, I, II
- ✘ II, III, I

Question Number : 132 Question Id : 630680266042 Is Question Mandatory : No Calculator : None Response Time : N.A Think Time : N.A Minimum Instruction Time : 0

Correct Marks : 1

Arrange the following in the increasing order of the whole circle bearing AB for different values of latitude and departure of AB.

- I. Latitude = 88 departure = -46
- II. Latitude = -50 departure = -47
- III. Latitude = 50 departure = 45

Options :

- ✘ I, II, III
- ✔ III, II, I
- ✘ III, I, II
- ✘ II, III, I

Question Number : 133 Question Id : 630680266043 Is Question Mandatory : No Calculator : None Response Time : N.A Think Time : N.A Minimum Instruction Time : 0

Correct Marks : 1

_____ is a quadrilateral in which all the sides are equal and the angles are at right angle.

Options :

- ✘ Parallelogram
- ✘ Rectangle
- ✔ Square
- ✘ Rhombus

Question Number : 134 Question Id : 630680266044 Is Question Mandatory : No Calculator : None Response Time : N.A Think Time : N.A Minimum Instruction Time : 0

Correct Marks : 1

_____ a plot shape with four straight sides, one pair of opposite sides being parallel and the other pair not parallel.

Options :

- ✔ Trapezoid
- ✘ Parallelogram
- ✘ Rectangle
- ✘ Square

Question Number : 135 Question Id : 630680266045 Is Question Mandatory : No Calculator : None Response Time : N.A Think Time : N.A Minimum Instruction Time : 0

Correct Marks : 1

_____ is a quadrilateral in which all the sides are equal and the angle angles are not at right angles.

Options :

- ✘ Parallelogram
- ✘ Rectangle
- ✘ Square
- ✔ Rhombus

Question Number : 136 Question Id : 630680266046 Is Question Mandatory : No Calculator : None Response Time : N.A Think Time : N.A Minimum Instruction Time : 0

Correct Marks : 1

_____ is a curve generated by a point moving so that at any position the sum of its distance from two fix point (called Foci) is a constant and is equal to the major diameter.

Options :

- ✘ Sphere
- ✔ Ellipse
- ✘ Cone
- ✘ Cylinder

Question Number : 137 Question Id : 630680266047 Is Question Mandatory : No Calculator : None Response Time : N.A Think Time : N.A Minimum Instruction Time : 0

Correct Marks : 1

_____ is a quadrilateral in which opposite sides are parallel.

Options :

- ✘ Trapezium
- ✔ Parallelogram
- ✘ Rectangle
- ✘ Square

Question Number : 138 Question Id : 630680266048 Is Question Mandatory : No Calculator : None Response Time : N.A Think Time : N.A Minimum Instruction Time : 0

Correct Marks : 1

Which of the following statement is correct?

- I. A scalene triangle has none of its sides and angles equal.
- II. A polygon is a plane figure bonded by more than four straight lines and containing more than four angles.

Options :

- ✘ Only I
- ✘ Only II
- ✔ Both I and II
- ✘ Neither I nor II

Question Number : 139 Question Id : 630680266049 Is Question Mandatory : No Calculator : None Response Time : N.A Think Time : N.A Minimum Instruction Time : 0

Correct Marks : 1

Which of the following statement is correct?

- I. If all the sides and angles of a polygon are equal then it is called a regular polygon.
- II. If all the sides and angles are unequal, then it is called an irregular polygon.
- III. Polygons are named according to the number of their sides and angles.

Options :

- Only I and II
- Only II and III
- Only I and III
- I, II and III

Question Number : 140 Question Id : 630680266050 Is Question Mandatory : No Calculator : None Response Time : N.A Think Time : N.A Minimum Instruction Time : 0**Correct Marks : 1**

Which of the following is correct pair for the polygon by their number of sides present in polygon?

- I. Heptagon : 5
- II. Nonagon : 9
- III. Pentagon : 6

Options :

- Only I and II
- Only II and III
- Only I and III
- I, II and III

Question Number : 141 Question Id : 630680266051 Is Question Mandatory : No Calculator : None Response Time : N.A Think Time : N.A Minimum Instruction Time : 0**Correct Marks : 1**

Which of the following is correct pair for the magnetic lines given with their definitions?

- I. Agonic line : The line joining the place of zero declination
- II. Isoclinic line : The line joining the place of the same dip
- III. Aclinic : The line joining the place of zero dip

Options :

- Only I and II
- Only II and III
- Only I and III
- I, II and III

Question Number : 142 Question Id : 630680266052 Is Question Mandatory : No Calculator : None Response Time : N.A Think Time : N.A Minimum Instruction Time : 0**Correct Marks : 1**

Which of the following Indian Standard is related with Lettering?

Options :

- IS : 9609-2001
- IS : 9118-1996
- IS : 8041-1998
- IS : 6511-1991

Question Number : 143 Question Id : 630680266053 Is Question Mandatory : No Calculator : None Response Time : N.A Think Time : N.A Minimum Instruction Time : 0**Correct Marks : 1**

As per the recommendation of Bureau of Indian Standards, _____ letters for use in engineering drawing.

Options :

- double-stroke
- single-stroke
- triple-stroke
- four-stroke

Question Number : 144 Question Id : 630680266054 Is Question Mandatory : No Calculator : None Response Time : N.A Think Time : N.A Minimum Instruction Time : 0**Correct Marks : 1**

Which of the following formula describes the length of an unusual scale drawn?

Options :

- ✓ $\text{Length of the scale} = R.F. \times \text{maximum length required to be measured.}$
- ✗ $\text{Length of the scale} = R.F. \times \text{minimum length required to be measured.}$
- ✗ $\text{Length of the scale} = \text{Minimum length required to be measured} \div R.F.$
- ✗ $\text{Length of the scale} = \text{Maximum length required to be measured} \div R.F.$

Question Number : 145 Question Id : 630680266055 Is Question Mandatory : No Calculator : None Response Time : N.A Think Time : N.A Minimum Instruction Time : 0

Correct Marks : 1

On a scale, 20 cm line represents 100 meters length of the object. What is will be the R.F. of this scale?

Options :

- ✗ $\frac{1}{100}$
- ✓ $\frac{1}{500}$
- ✗ $\frac{1}{200}$
- ✗ $\frac{1}{1000}$

Question Number : 146 Question Id : 630680266056 Is Question Mandatory : No Calculator : None Response Time : N.A Think Time : N.A Minimum Instruction Time : 0

Correct Marks : 1

Singles stroke letters are described into type on basis of their _____.

Options :

- ✗ thickness of lines
- ✗ spacing between letters
- ✓ height
- ✗ minimum spacing between word

Question Number : 147 Question Id : 630680266057 Is Question Mandatory : No Calculator : None Response Time : N.A Think Time : N.A Minimum Instruction Time : 0

Correct Marks : 1

Which of the following is correct regarding the single stroke inclined letters?

- I. They lean to the right.
- II. Their slope is 75 degrees from the horizontal.

Options :

- ✗ Only I
- ✗ Only II
- ✓ Both I and II
- ✗ Neither I nor II

Question Number : 148 Question Id : 630680266058 Is Question Mandatory : No Calculator : None Response Time : N.A Think Time : N.A Minimum Instruction Time : 0

Correct Marks : 1

Which of the following pair of lettering type single stroke letter – number of parts in which height is divided is correct?

- I. Lettering 'A' type – 10
- II. Lettering 'B' type – 14

Options :

- ✘ Only I
- ✔ Only II
- ✘ Both I and II
- ✘ Neither I nor II

Question Number : 149 Question Id : 630680266059 Is Question Mandatory : No Calculator : None Response Time : N.A Think Time : N.A Minimum Instruction Time : 0

Correct Marks : 1

In engineering drawings, which of the following statement is correct regarding lettering?

- I. The main titles are generally written in 6 mm to 8 mm size
- II. Sub-titles are generally written in 3 mm to 6 mm size
- III. Notes, dimension figures etc. in 3 mm to 5 mm size

Options :

- ✘ Only I and II
- ✘ Only II and III
- ✘ Only I and III
- ✔ I, II and III

Question Number : 150 Question Id : 630680266060 Is Question Mandatory : No Calculator : None Response Time : N.A Think Time : N.A Minimum Instruction Time : 0

Correct Marks : 1

Match the following examples with their type of scales.

Scale type		Example	
1.	Reducing scales	I.	1 : 1
2.	Enlarging scales	II.	1 : 100
3.	Full size scales	III.	5000 : 1

Options :

- ✔ 1 – II, 2 – III, 3 – I
- ✘ 1 – I, 2 – III, 3 – II
- ✘ 1 – III, 2 – II, 3 – I
- ✘ 1 – III, 2 – I, 3 – II